



Marketing Document

CUMULATIVE FUND PERFORMANCE (CLASS I USD)



Note: The fund was initially launched on 25 April 2017 as an AIF and converted into a UCITS structure on 14 September 2021.

RISK / RETURN METRICS (CLASS I USD)

	FUND
Return p.a. ¹	8.78%
Volatility p.a. ¹	11.08%
Sharpe/ Sortino Ratio ²	0.58 / 0.79
Largest monthly loss ¹	-9.63%
Max. Drawdown (%) ¹	-24.95%
Drawdown Duration (months) ¹	19

¹Since Strategy Enhancement Feb 19

²Sharpe ratio and Sortino ratio is calculated using a risk -free rate/minimal acceptable rate of return (MAR) of 1.00%

TOP HOLDINGS

Company	Country	Industry	%
Microsoft Corp	United States	Information Technology	5.78%
Apple Inc	United States	Information Technology	5.42%
Alphabet Inc-A	United States	Communication Services	4.57%
Eli Lilly & Co	United States	Health Care	4.27%
Nestle Sa-Reg	Switzerland	Consumer Staples	3.01%
Wolters Kluwer	Netherlands	Industrials	2.61%
Exxon Mobil Corp	United States	Energy	2.58%
Asml Holding Nv	Netherlands	Information Technology	2.44%
Berkshire Hath-B	United States	Financials	2.30%
L'Oreal	France	Consumer Staples	2.25%
Total of Top 10			35.22%

MONTHLY NET RETURNS

	Jan	Feb	Mar	Apr	May	Jun	Jul	Aug	Sep	Oct	Nov	Dec	YTD	S.I
2023	2.90%	-1.34%	2.43%	1.81%	-1.08%	4.06%	1.73%	-	-	-	-	-	10.87%	54.53%
2022	-9.63%	-2.45%	1.40%	-5.51%	-2.58%	-4.65%	2.99%	-2.30%	-4.60%	6.08%	6.11%	-4.34%	-18.90%	39.38%
2021	-2.42%	-0.27%	0.98%	5.50%	1.21%	1.10%	2.91%	2.79%	-6.01%	6.65%	-1.75%	3.14%	13.99%	71.87%
2020	0.54%	-3.76%	-0.63%	5.01%	4.11%	1.07%	7.02%	6.02%	-2.49%	-3.06%	6.15%	3.65%	25.36%	50.77%
2019	4.55%	3.10%	1.83%	2.82%	-1.90%	3.60%	0.07%	-0.36%	0.51%	0.39%	1.44%	1.47%	18.78%	20.27%
2018	4.77%	-3.10%	-3.00%	0.86%	-0.62%	-0.12%	2.69%	1.82%	0.59%	-5.97%	0.62%	-5.39%	-7.18%	1.25%
2017	-	-	-	-0.12%	2.12%	-0.46%	2.05%	0.34%	1.37%	1.78%	1.19%	0.51%	9.09%	9.09%

This unit class (USD) I was launched on 17.08.2021. The performance shown up to 17.08.2021 is derived from the performance of the (USD) I unit class of the sub-fund Dynamic Equity Opportunities of the Umbrella Tramondo Funds («transferring sub-fund»). The sub-fund Dynamic Equity Opportunities of the Umbrella Tramondo UCITS Funds («acquiring sub-fund») was launched as of 17.08.2021. Subsequently, the transferring sub-fund was merged into the acquiring sub-fund. On 20.01.2023, the name of the umbrella Tramondo UCITS Funds was changed to Tramondo UCITS SICAV.

INVESTMENT STRATEGY

DEFENSIVE EQUITY
GLOBAL

INVESTMENT OBJECTIVE

Achieve long-term total returns by capturing a large portion of the equity market return with lower volatility over a full market cycle.

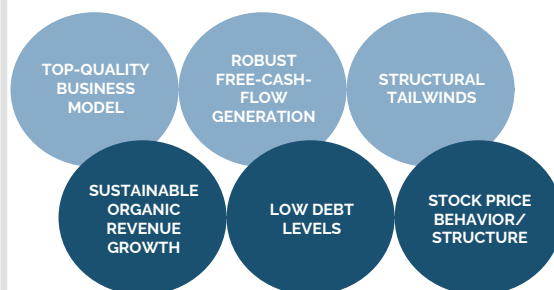
INVESTMENT SELECTION CRITERIA

TRAMONDO DYNAMIC EQUITY OPPORTUNITIES PORTFOLIO

PERFORMANCE ENGINE:
EQUITY SELECTION

DRAWDOWN PROTECTION: EQUITY
MARKET FUTURES OVERLAY

Consistent alpha generation requires high active share, and down-side mitigation is just as important as upmarket capture – we actively manage drawdown risks.



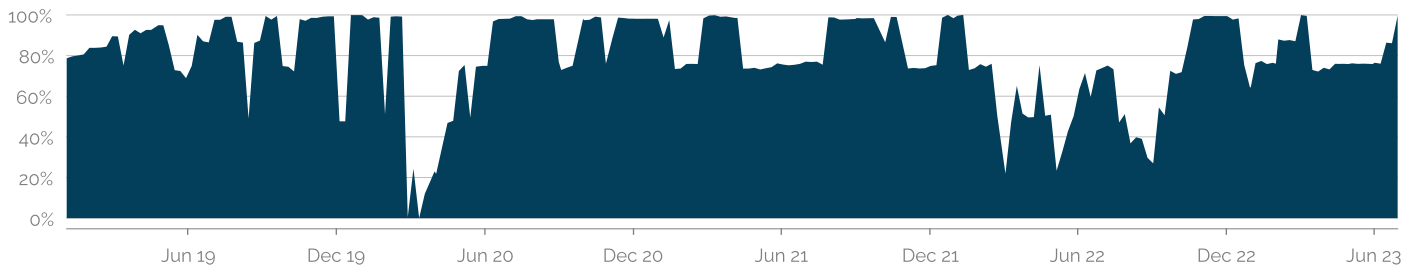
KEY FUND TERMS

Fund Size	123.54 Mio.USD
Base Currency	USD
Denominations	USD, EUR, CHF
Management Fee	0.55%
Performance Fee	10% (with High Water Mark)
Launch Date	25/04/2017
Valuation Date	Weekly, Tuesdays
Sub. Frequency	Weekly, Tuesdays
Red. Frequency	Weekly, Tuesdays
Fund structure	UCITS / SICAV
Domicile	Liechtenstein
Investment Manager	Tramondo Investment Partners
Custodian	LGT Bank AG
Administrator	LGT Financial Services AG
Auditor	PwC
Paying Agent	Frankfurter Bankgesellschaft
Representative Agent	OpenFunds Investment Service



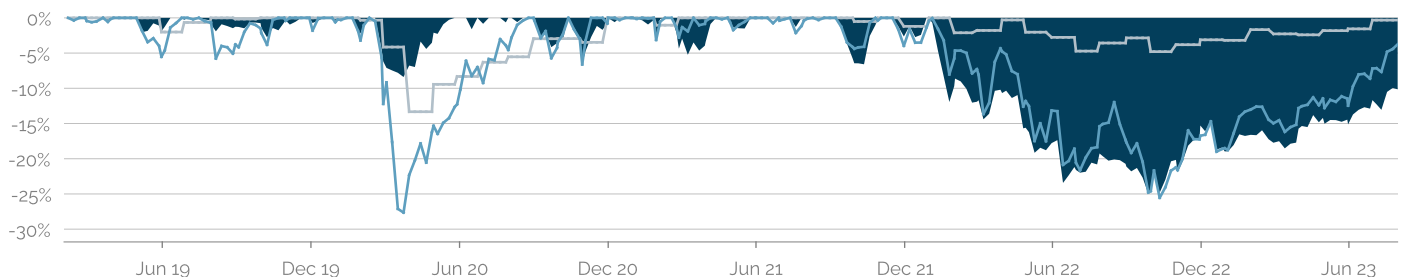
Marketing Document

ACTIVE RISK MANAGEMENT / NET EQUITY EXPOSURE



since strategy expansion Feb 19

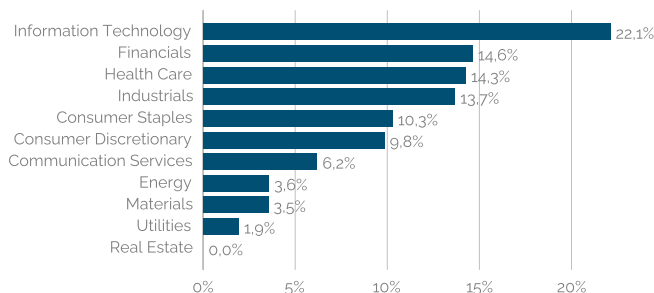
CAPITAL PROTECTION / DRAWDOWN TO RECOVERY



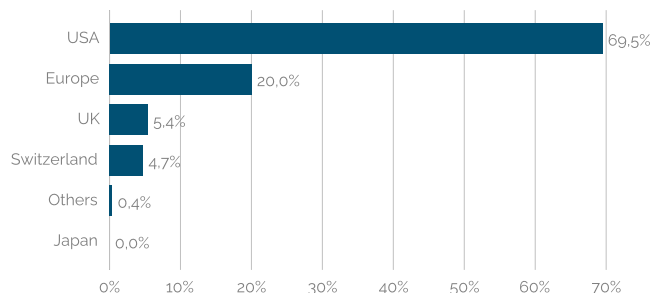
since strategy expansion Feb 19

■ Fund ■ Global Equities ■ Equity Hedge

SECTOR ALLOCATION



REGIONAL ALLOCATION



KEY DEVELOPMENTS DURING THE MONTH

MARKET

In June the stock markets seamlessly continued their recent upward momentum. Compared to the previous month, where the strong performance of the equity indices was only due to a handful of large-cap technology stocks, the market breadth increased strongly in the past month. Cyclical sectors in particular were in strong demand during the month, led by the US, as better-than-expected macro data eased concerns of a recession.

Even though inflation is now in retreat on both sides of the Atlantic, central banks continue their monetary tightening campaign undeterred. Fed Chairman Powell left interest rates unchanged at 5.25% at the most recent meeting in mid-June, but stressed several times that the monetary normalisation cycle was not yet complete. Relative to the US, the inflation dynamic in the Eurozone is still somewhat more pronounced. Accordingly, the European Central Bank (ECB) raised interest rates by another 25 basis points to 4.00% at its June meeting. In the wake of the ECB, the Swiss National Bank (SNB) also raised interest rates in the month under review.

PORTFOLIO

In June, the fund closed with +4.06% (in USD). Our **quality equity portfolio** posted gains in almost all sectors. After Wolters Kluwer and Relx were among the biggest losers in May amid concerns that their software services would be displaced by artificial intelligence, both stocks recovered in June. Apple cracked the USD 3 trillion mark, becoming the first publicly traded company to do so.

The communications sector in particular was one of the losers in June. Alphabet took a small breather after a strong run since the beginning

of the year. Deutsche Telekom came under pressure after rumors circulated that Amazon might enter the U.S. telecom market, leading to growth concerns at Deutsche Telekom's subsidiary T-Mobile US.

According to our hedging framework, equity markets moved to a low risk level during the month. Better-than-expected fundamental data continued to point to a robust economy, while technical indicators such as market breadth continued to improve. As a result, the hedge was reduced to 0% at the end of the month to reflect the improved indicators.

We continue to believe that quality companies offer an interesting constellation with a view to the coming quarters, as the advanced monetary tightening cycle and a potential slowdown in the global economy provide an attractive basis.



ABOUT THE INVESTMENT MANAGER

Tramondo Investment Partners AG is a bank-independent Swiss asset manager based in Zug and licensed by the Swiss Financial Market Supervisory Authority (FINMA) to act as an asset manager of collective investment schemes.

SHARE CLASS INFORMATION

Class	CCY	ISIN	Distribution	Launch	Min. Investment	Min. Trading Unit	Mgmt Fee p.a.	Perf Fee with HWM	NAV	MTD	YTD
I	USD	LI0363900346	accumulating	Apr 17	10 Mio.	100'000	0.55%	10.00%	1518.96	4.06%	8.98%
C	USD	LI1134025660	accumulating	Sep 21	1 Mio.	1 Share	0.65%	10.00%	925.90	4.05%	8.93%
B	USD	LI0363900320	accumulating	Apr 17	1 Share	1 Share	0.95%	10.00%	1490.43	4.03%	8.77%
AB	USD	LI0545434651	distributing	dormant	1 Share	1 Share	0.95%	10.00%	n/a	n/a	n/a
I	CHFh	LI0517411372	accumulating	Feb 20	10 Mio.	100'000	0.55%	10.00%	1119.54	3.70%	6.83%
C	CHFh	LI1134025686	accumulating	Sep 21	1 Mio.	1 Share	0.65%	10.00%	873.97	3.69%	6.78%
B	CHFh	LI0517411349	accumulating	May 20	1 Share	1 Share	0.95%	10.00%	1133.14	3.67%	6.62%
AB	CHFh	LI0545434677	distributing	Sep 20	1 Share	1 Share	0.95%	10.00%	947.76	3.66%	6.63%
I	EURh	LI0517411364	accumulating	Jul 20	10 Mio.	100'000	0.55%	10.00%	1045.83	3.85%	7.61%
C	EURh	LI1134025678	accumulating	Sep 21	1 Mio.	1 Share	0.65%	10.00%	883.32	3.84%	7.54%
B	EURh	LI0363900361	accumulating	Apr 17	1 Share	1 Share	0.95%	10.00%	1378.56	3.80%	7.49%
AB	EURh	LI0545434669	distributing	Sep 20	1 Share	1 Share	0.95%	10.00%	909.59	3.80%	7.50%

DISCLAIMER

Legal Information

This publication is a marketing advertisement. It is intended only for your information purposes and does not constitute an offer, solicitation of an offer, or public advertisement or recommendation to buy or sell the above-mentioned fund. **Investment decisions should always be made on the basis of the current prospectus, the constituent documents, the key investor information and following consultation with an expert.** The current prospectus, the constituent documents, the key investor information as well as the respective annual and semi-annual reports can be obtained free of charge from LGT Fund Management Company Ltd., Herrengasse 12, FL-9490 Vaduz, Liechtenstein as well as electronically from the website of the Liechtenstein Investment Fund Association (Liechtensteinischer Anlagefondsverband, "LAFV") at www.lafv.li. This publication addresses solely the recipient and may only be forwarded, multiplied or published to third parties by authorized persons. The content of this publication has been developed by LGT Fund Management Company Ltd. and is based on sources of information that is considered to be reliable. However, no confirmation or guarantee can be made as to its correctness, completeness and up-to-date nature, as the circumstances and principles to which the information contained in this publication relates may change at any time. Once published information is therefore not to be interpreted in a manner implying that since its publication no changes have taken place. The information in this publication does not constitute an aid for decision-making in relation to financial, legal, tax or other matters of consultation. Advice from a qualified expert is recommended.

Distribution countries

The fund may only be marketed in the Principality of Liechtenstein and Switzerland (only to qualified investors according to Swiss law). Where units are distributed outside Liechtenstein, the pertinent provisions in the respective country shall apply. The units have not been registered under the United States Securities Act 1933. With regard to distribution in the United States or to US citizens or persons resident in the United States, the restrictions detailed in the prospectus and the constituent documents shall apply.

Paying and Information agencies

Representative in Switzerland: OpenFunds Investment Services AG, Seefeldstrasse 35, 8008 Zürich.

Payment Agent in Switzerland: Frankfurter Bankgesellschaft (Schweiz) AG, Börsenstrasse 16, 8001 Zürich.

Further Information

Investors should be aware of the fact that the value of investments can decrease as well as increase. Therefore, a positive performance in the past - even if it relates to longer periods - is no reliable indicator of a positive performance in the future. The risk of price and foreign currency losses and of fluctuations in return as a result of unfavorable exchange rate movements cannot be ruled out. There is a risk that investors will not receive back the full amount they originally invested. Forecasts are not a reliable indicator of future performance. In the case of simulations the figures refer to simulated past performance and that past performance is not a reliable indicator of future performance. This unit class (USD) I was launched on 17.08.2021. The performance shown up to 17.08.2021 is derived from the performance of the (USD) I unit class of the sub-fund Dynamic Equity Opportunities of the Umbrella Tramondo Funds («transferring sub-fund»). The sub-fund Dynamic Equity Opportunities of the Umbrella Tramondo UCITS Funds («acquiring sub-fund») was launched as of 17.08.2021. Subsequently, the transferring sub-fund was merged into the acquiring sub-fund. On 20.01.2023, the name of the umbrella Tramondo UCITS Funds was changed to Tramondo UCITS SICAV.

The commissions and costs charged on the issue and redemption of units are charged individually to the investor and are therefore not reflected in the performance shown. We disclaim, without limitation, all liability for any losses or damages of any kind, whether direct, indirect or consequential nature that may be incurred through the use of this publication. This publication is not intended for persons subject to a legislation that prohibits its distribution or makes its distribution contingent upon an approval. Persons in whose possession this publication comes, as well as potential investors, must inform themselves in their home country, country of residence or country of domicile about the legal requirements and any tax consequences, foreign currency restrictions or controls and other aspects relevant to the decision to tender, acquire, hold, exchange, redeem or otherwise act in respect of such investments, obtain appropriate advice and comply with any restrictions.