

TRAMONDO DYNAMIC EQUITY EUROPE

31. July 2023



TRAMONDO
INVESTMENT PARTNERS

Marketing Document

CUMULATIVE FUND PERFORMANCE (CLASS I EUR)



Note: The fund was launched on 22 February 2022.

RISK / RETURN METRICS (CLASS I EUR)

FUND

Return p.a.	3.62%
Volatility p.a.	11.60%
Sharpe/ Sortino Ratio ¹	0.11 / 0.14
Largest monthly loss	-5.77%
Max. Drawdown (%)	-15.66%
Drawdown Duration (months)	16

¹Sharpe ratio and Sortino ratio is calculated using a risk-free rate/minimal acceptable rate of return (MAR) of 1.00%

TOP HOLDINGS

Company	Country	Industry	%
Novo Nordisk-B	Denmark	Health Care	4.04%
Nestle Sa-Reg	Switzerland	Consumer Staples	3.90%
Asml Holding Nv	Netherlands	Information Technology	3.74%
Astrazeneca Plc	Britain	Health Care	3.43%
L'Oreal	France	Consumer Staples	3.01%
Schneider Electr	France	Industrials	2.89%
Roche Hldg-Genus	Switzerland	Health Care	2.77%
Lvmh Moet Henne	France	Consumer Discretionary	2.66%
Novartis Ag-Reg	Switzerland	Health Care	2.56%
Ubs Group Ag	Switzerland	Financials	2.48%
Total of Top 10			31.48%

MONTHLY NET RETURNS

	Jan	Feb	Mar	Apr	May	Jun	Jul	Aug	Sep	Oct	Nov	Dec	YTD	S.I
2023	5.12%	1.21%	-0.65%	1.71%	0.03%	1.36%	0.49%	-	-	-	-	-	9.54%	3.62%
2022	-	0.52%	3.60%	-1.61%	-4.13%	-5.77%	5.58%	-3.28%	-5.36%	4.14%	5.93%	-4.13%	-5.40%	-5.40%

INVESTMENT STRATEGY

DEFENSIVE EQUITY
EUROPE

INVESTMENT OBJECTIVE

Achieve long-term total returns by capturing a large portion of the equity market return with lower volatility over a full market cycle.

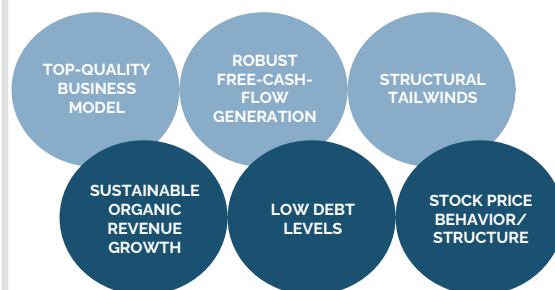
INVESTMENT SELECTION CRITERIA

TRAMONDO DYNAMIC EQUITY OPPORTUNITIES PORTFOLIO

PERFORMANCE ENGINE:
EQUITY SELECTION

DRAWDOWN PROTECTION: EQUITY
MARKET FUTURES OVERLAY

Consistent alpha generation requires high active share, and down-side mitigation is just as important as upmarket capture – we actively manage drawdown risks.



KEY FUND TERMS

Fund Size	18.48 Mio.EUR
Base Currency	EUR
Denominations	USD, EUR, CHF
Management Fee	0.70%
Performance Fee	10% (with High Water Mark)
Launch Date	22/02/2022
Valuation Date	Weekly, Tuesdays
Sub. Frequency	Weekly, Tuesdays
Red. Frequency	Weekly, Tuesdays
Fund structure	UCITS / SICAV
Domicile	Liechtenstein
Investment Manager	Tramondo Investment Partners
Custodian	LGT Bank AG
Administrator	LGT Financial Services AG
Auditor	PwC
Paying Agent	Frankfurter Bankgesellschaft
Representative Agent	OpenFunds Investment Service

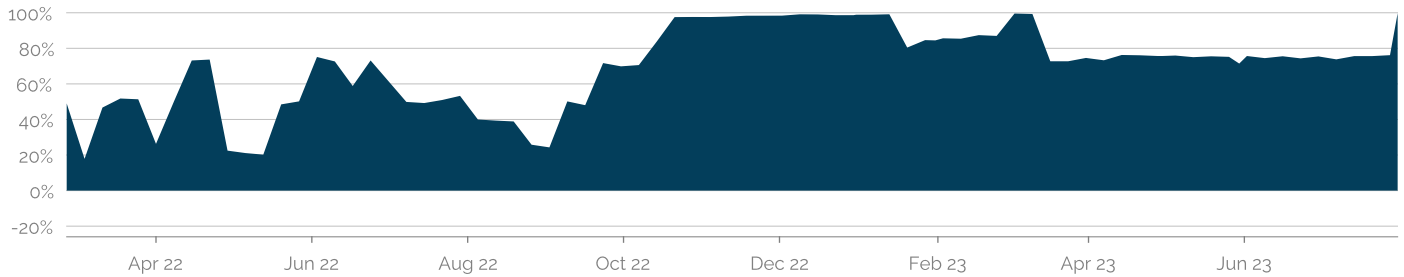
This unit class (EUR) I was launched on 22.02.2022. On 20.01.2023, the name of the Tramondo UCITS Funds umbrella was changed to Tramondo UCITS SICAV.

Tramondo Investment Partners AG | Unter Altstadt 10 | Mailbox | CH-6302 Zug
T +41 41 710 76 76 | info@tramondo.ch | www.tramondo.ch

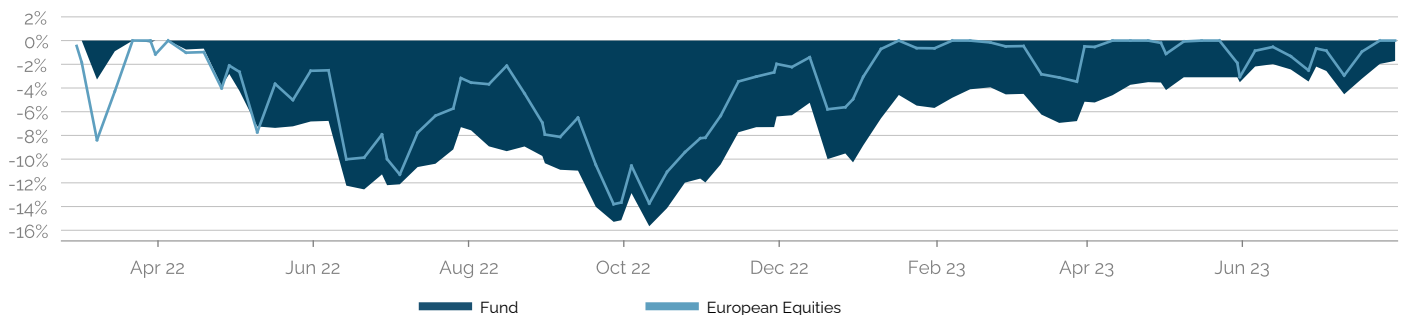


Marketing Document

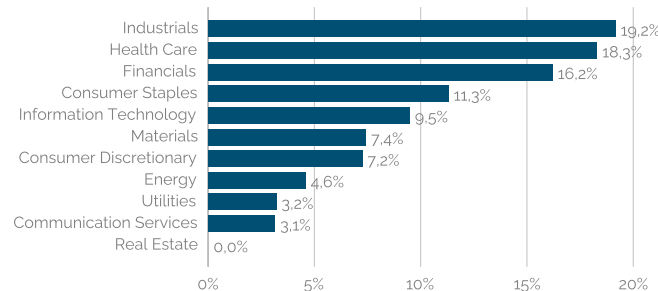
ACTIVE RISK MANAGEMENT / NET EQUITY EXPOSURE



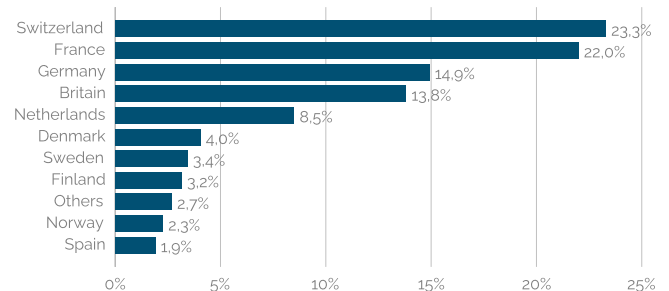
CAPITAL PROTECTION / DRAWDOWN TO RECOVERY



SECTOR ALLOCATION



REGIONAL ALLOCATION



KEY DEVELOPMENTS DURING THE MONTH

MARKET

Supported by a solid earnings season, global equity markets once again posted robust gains in July. In the US, around 60% of the major companies have published their Q2 2023 figures as of the end of July. While earnings growth for the S&P 500 is clearly negative at -7.0%, around 80% of companies have exceeded analysts' previously reduced expectations, which is rather high in a historical context. In Europe, too, listed companies had a decent start to the earnings season, although the cyclical sectors had significantly more trouble convincing investors with their financial results. Both the European Central Bank (ECB) and the Federal Reserve (Fed) raised their reference interest rates by 25 basis points in the reporting month. There are now increasing signs that the interest rate hike cycles in both regions are likely to be largely complete. At their most recent meetings, the heads of both central banks emphasized the need to base future monetary policy decisions even more strongly on economic fundamentals, with labor market, inflation and growth figures naturally playing a key role in this context.

PORTFOLIO

In July, the fund closed with +0.49%. In our **quality stock portfolio**, the material goods, financials and energy sectors posted strong gains. The Swiss company Accelleron raised its sales forecast for the current year, whereupon the stock gained significantly. European banks also performed well, following convincing quarterly results and positive indications from U.S. banks.

Among the losers in July were the IT and consumer goods sectors. Swedish company Hexagon came under pressure after short-seller

Viceroy published a report on alleged misconduct, which has since been denied by the company. Luxury goods companies such as LVMH and Richemont saw weaker U.S. growth in the past quarter, which also weighed on share prices.

According to our hedging framework, equity markets moved at a low risk level during the month. Solid fundamentals continue to point to a robust economy, while technical indicators improved, in some cases significantly. As a result, we reduced the hedge to 0% during the month.

We continue to believe that high quality companies offer an interesting constellation with a view to the coming quarters, as the advanced tightening cycle in monetary policy and a potential slowdown in the global economy provide an attractive foundation.

ABOUT THE INVESTMENT MANAGER

Tramondo Investment Partners AG is a bank-independent Swiss asset manager based in Zug and licensed by the Swiss Financial Market Supervisory Authority (FINMA) to act as an asset manager of collective investment schemes.

SHARE CLASS INFORMATION

Class	CCY	ISIN	Distribution	Launch	Min. Investment	Min. Trading Unit	Mgmt Fee p.a.	Perf Fee with HWM	NAV	MTD	YTD
I	USDh	LI1134030645	accumulating	Feb 22	10 Mio.	100'000	0.70%	10.00%	1055.87	0.60%	9.59%
C	USDh	LI1134030686	accumulating	dormant	1 Mio.	1 Share	0.80%	10.00%	n/a	n/a	n/a
B	USDh	LI1134030728	accumulating	dormant	1 Share	1 Share	1.00%	10.00%	n/a	n/a	n/a
AB	USDh	LI1134030843	distributing	dormant	1 Share	1 Share	1.00%	10.00%	n/a	n/a	n/a
I	CHFh	LI1134030660	accumulating	Feb 22	10 Mio.	100'000	0.70%	10.00%	1013.89	0.39%	7.81%
C	CHFh	LI1134030702	accumulating	dormant	1 Mio.	1 Share	0.80%	10.00%	n/a	n/a	n/a
B	CHFh	LI1134030744	accumulating	dormant	1 Share	1 Share	1.00%	10.00%	n/a	n/a	n/a
AB	CHFh	LI1134030868	distributing	dormant	1 Share	1 Share	1.00%	10.00%	n/a	n/a	n/a
I	EUR	LI1134030652	accumulating	Feb 22	10 Mio.	100'000	0.70%	10.00%	1014.27	0.49%	7.22%
C	EUR	LI1134030694	accumulating	May 22	1 Mio.	1 Share	0.80%	10.00%	1017.35	0.48%	8.76%
B	EUR	LI1134030736	accumulating	dormant	1 Share	1 Share	1.00%	10.00%	n/a	n/a	n/a
AB	EUR	LI1134030850	distributing	dormant	1 Share	1 Share	1.00%	10.00%	n/a	n/a	n/a

DISCLAIMER

Legal Information

This publication is a marketing advertisement. It is intended only for your information purposes and does not constitute an offer, solicitation of an offer, or public advertisement or recommendation to buy or sell the above-mentioned fund. **Investment decisions should always be made on the basis of the current prospectus, the constituent documents, the key investor information and following consultation with an expert.** The current prospectus, the constituent documents, the key investor information as well as the respective annual and semi-annual reports can be obtained free of charge from LGT Fund Management Company Ltd., Herrengasse 12, FL-9490 Vaduz, Liechtenstein as well as electronically from the website of the Liechtenstein Investment Fund Association (Liechtensteinischer Anlagefondsverband, "LAFV") at www.lafv.li. This publication addresses solely the recipient and may only be forwarded, multiplied or published to third parties by authorized persons. The content of this publication has been developed by LGT Fund Management Company Ltd. and is based on sources of information that is considered to be reliable. However, no confirmation or guarantee can be made as to its correctness, completeness and up-to-date nature, as the circumstances and principles to which the information contained in this publication relates may change at any time. Once published information is therefore not to be interpreted in a manner implying that since its publication no changes have taken place. The information in this publication does not constitute an aid for decision-making in relation to financial, legal, tax or other matters of consultation. Advice from a qualified expert is recommended.

Distribution countries

The fund may only be marketed in the Principality of Liechtenstein and Switzerland (only to qualified investors according to Swiss law). Where units are distributed outside Liechtenstein, the pertinent provisions in the respective country shall apply. The units have not been registered under the United States Securities Act 1933. With regard to distribution in the United States or to US citizens or persons resident in the United States, the restrictions detailed in the prospectus and the constituent documents shall apply.

Paying and Information agencies

Representative in Switzerland: OpenFunds Investment Services AG, Seefeldstrasse 35, 8008 Zürich.

Payment Agent in Switzerland: Frankfurter Bankgesellschaft (Schweiz) AG, Börsenstrasse 16, 8001 Zürich.

Further Information

Investors should be aware of the fact that the value of investments can decrease as well as increase. Therefore, a positive performance in the past - even if it relates to longer periods - is no reliable indicator of a positive performance in the future. The risk of price and foreign currency losses and of fluctuations in return as a result of unfavorable exchange rate movements cannot be ruled out. There is a risk that investors will not receive back the full amount they originally invested. Forecasts are not a reliable indicator of future performance. In the case of simulations the figures refer to simulated past performance and that past performance is not a reliable indicator of future performance. This unit class (EUR) I was launched on 22.02.2022. On 20.01.2023, the name of the Tramondo UCITS Funds umbrella was changed to Tramondo UCITS SICAV.

The commissions and costs charged on the issue and redemption of units are charged individually to the investor and are therefore not reflected in the performance shown. We disclaim, without limitation, all liability for any losses or damages of any kind, whether direct, indirect or consequential nature that may be incurred through the use of this publication. This publication is not intended for persons subject to a legislation that prohibits its distribution or makes its distribution contingent upon an approval. Persons in whose possession this publication comes, as well as potential investors, must inform themselves in their home country, country of residence or country of domicile about the legal requirements and any tax consequences, foreign currency restrictions or controls and other aspects relevant to the decision to tender, acquire, hold, exchange, redeem or otherwise act in respect of such investments, obtain appropriate advice and comply with any restrictions.